




CHIPPENDALE®

UNMISTAKABLY BRITISH



KITCHEN COLLECTION

chippendalekitchens.co.uk




CONTENTS

SHAKER	12
MODERN	42
TRADITIONAL	84
PERSONAL TOUCHES	114





CENTURIES IN THE MAKING

Graceful lines, effortless functionality, distinctly British design – these are some of the characteristics long associated with the Chippendale name. And with our range of timeless Chippendale Kitchens, the tradition continues.

These beautifully crafted kitchens bring an air of elegance to the heart of any British home, while complementing and enhancing your modern way of life.

One of Thomas Chippendale's great strengths as a designer was his ability to continually adapt and improve on existing styles, a quality we strive to adopt throughout our kitchen range. Introducing innovative storage solutions is just one way we're enhancing the style and functionality of our Chippendale Kitchens.

Creating solid, yet beautifully elegant furniture that fits seamlessly into your life and home is something that's as important to us as it was to our namesake. That's why we offer an extensive range of styles and accessories to choose from, so that whatever your tastes and lifestyle, there's a Chippendale Kitchen with your name on it.



UNMISTAKABLY BRITISH

At Chippendale we're very proud of our British heritage, not to mention our reputation for designing and manufacturing an outstanding range of durable, high-quality kitchens. All of which are made using the latest manufacturing techniques at our modern, purpose-built factory in Yorkshire.

But being British isn't just about geography. It's about having a forward-thinking attitude and a natural flair for ingenuity. Good British design has always set the trends and pushed the boundaries, which is something we strive to do with every kitchen we create.

Wherever we can, we use British components in our Chippendale Kitchens. But to help ensure we maintain the highest possible standards, we also source materials from around the world. These are then combined and assembled in the UK to produce a superior quality kitchen, backed by unrivalled customer service.





MORE REASONS TO CHOOSE CHIPPENDALE

THE CHIPPENDALE 10-YEAR GUARANTEE

All Chippendale Kitchens come with a 10-year guarantee to give you complete peace of mind when purchasing. It guarantees that for a period of 10 years from the date of purchase, your kitchen cabinets and fascias manufactured by Omega PLC are free from defects in material and workmanship.

Please ask your Chippendale retailer for more details.

THE CHIPPENDALE DEPOSIT GUARANTEE SCHEME

Chippendale Kitchens' Deposit Guarantee Scheme offers you peace of mind and certainty when you purchase a Chippendale Kitchen from any of our approved Chippendale Kitchens retailers.

Should the retailer cease to trade before we have delivered your kitchen we guarantee to supply your Chippendale Kitchen furniture at the current manufacturer's recommended retail price, less the deposit paid, provided that the amount paid to the retailer does not exceed 50% of the manufacturer's recommended retail price.

ONLINE INSPIRATION

If you're looking for even more inspiration, look no further than the Chippendale website. Here you'll discover a great range of features to help you find and plan out the perfect kitchen for you.

As well as being able to browse the catalogue and an image gallery of every individual kitchen and accessory, our blog and inspiration pages are full of helpful, expert advice to help you make decisions that will work for your space.

You'll find an easy-to-use kitchen visualiser too, which allows you to try different combinations of painted kitchens along with a selection of handles, worktops, flooring and wall colours.

DESIGNED FOR YOU AND YOUR WORLD

Here at Chippendale, it's not just the kitchen environment we care about. We're also committed to making our planet a cleaner, more beautiful place too. So naturally, sustainability is something that's very important to us. From the wood we use, to the energy we consume, to our transport and logistics, we take great care to ensure we're being environmentally responsible at all times.

We also like to make products that last. We believe that this is just as important for protecting the world's limited resources. To that end, Chippendale Kitchens have been awarded FSC® Chain of Custody Certification, giving you the peace of mind that the materials used to make your kitchen have been sourced from responsibly managed forests.



We hope you enjoy this Chippendale brochure. When you've finished with it please pass it on to a friend or recycle it. Thank you.



INTRODUCING GEORGE CLARKE

"I'm delighted to be working with Chippendale, a brand that's genuinely passionate about good design and great British craftsmanship. I'm here to offer help and advice to make planning and buying your kitchen a little less daunting."

George Clarke is an accomplished and passionate architect as well as Creative Director of the architectural practice, George Clarke + Partners. In addition, he's a writer, lecturer and TV presenter of several very successful TV series, including Channel 4's Restoration Man and George Clarke's Amazing Spaces.



THE RIGHT WAY TO BUY A KITCHEN

The modern-day British kitchen is by far the busiest and most regularly used room in the home. With so many functions performed in it every day, proper planning and great design is essential.

The kind of space you have available, and how your family move around it will play a huge part in the overall design of your kitchen. You want it to look beautiful, but also work beautifully, to complement your way of living.

So take your time to browse the full range of Chippendale Kitchens in this brochure, then follow these five simple steps to help you make the right choices:

IT'S ALL IN THE PLANNING

Getting a kitchen that's perfect for you and your family's needs takes time and plenty of planning, so don't try to rush this stage. Before you talk to any experts, give yourself time to sit down and think about how you would like to use the space. The way that I might use a space could be very different to the way you might use it. Ask yourself: what would be my ideal layout? Who's going to use it? How much storage do I need? What appliances do I want? What colours and textures do I like? Do I want an island unit and can the space take it? Measure the dimensions, including where the doors, windows and services are located and make a list of exactly what you want and need.

ADD SOME EXPERTISE

Once you have the measurements and a rough outline of what you want, it's time to visit your local Chippendale retailer to chat through your ideas with a designer. They'll have the experience and design expertise to advise you on what will work and what won't, and will be able to turn your initial thoughts into something that not only reflects your personality, but supports and enhances your individual lifestyle.

DECIDE ON THE DOORS

Nothing defines a kitchen more than the doors. Depending on the design, you can create something elegant, rustic, eye-catching, minimalist or luxurious. A Chippendale Kitchen has dozens of traditional, shaker and modern styles available, in a range of gloss, wood effect, timber and painted finishes. All of which can be customised with our extensive range of handles. Or you can choose to go handle-less if you want a truly modern look.

LET'S TALK STORAGE

You should have already thought carefully about your storage. Not just what you need now, but also in the future. By using your available space efficiently, it's surprising just how much extra storage you can create. Chippendale units are available with all kinds of ingenious storage solutions such as the designer 'LeMans' corner unit, pull-out larders and internal drawers. You'll find the full range of functional accessories, including lighting and shelving, from page 114.

WORK OUT YOUR WORKTOPS

Choosing a worktop is an important part of the design process and can change the whole look and feel of your kitchen. So it has to be right. That's why Chippendale offer a huge range of durable laminate worktops from Duropol, one of the UK's leading suppliers. There's also a unique range of curved worktops, designed specifically to suit the collection of curved base units.

"Before you talk to a designer, think about how you and your family will use the space and give yourself enough time to make the right decisions. Start by measuring the dimensions of the room and have a go at roughly planning out what would work best for you."



MAKING THE TRADITIONAL, INSPIRATIONAL

FLEXIBLE LIVING

The best kitchens are the ones that aren't set in stone, or wood, or any other material for that matter. Every modern British family is different, so a kitchen that offers a multitude of options and accessories, like Chippendale, is essential if you want to create something that suits your individual tastes and lifestyle.

MULTI-SURFACE STYLE

You can achieve a stunning, contemporary look by simply combining different textures and tones in the design of your kitchen. It's also a great way to create something unique to you. Try mixing light marble-effect worktops and pale painted finishes with accents of dark, luxurious wood.

LET'S GET PERSONAL

It's nice to have a clean, uncluttered kitchen but if you go too minimal, it can end up feeling a little cold and clinical. This is where those all-important personal touches can make all the difference. Simple, homely touches such as candles, wicker baskets, fresh flowers and fruit bowls.


THE INSIDE STORY

Storage is obviously a big part of any kitchen design. But it doesn't have to be about hiding everything away in cupboards. With glazed doors, edge-lit shelving and open units, you can make a feature of your cookware and food items, giving your Chippendale Kitchen a more natural, lived-in feel.

A SHADE SOFTER

When it comes to colour, a more subtle approach can sometimes have the biggest impact. Softer shades such as white, cream, pale blues and greys can create a fresh and pure canvas on which to add splashes of richer, darker and more vibrant colours. The contrast this creates can really bring a space to life.

"It's how you plan your kitchen that really matters. The three main things to consider are: layout, storage and lighting."





SHAKER

A TRUE DESIGN CLASSIC

One of the best things about the Chippendale Shaker range is its sheer versatility, with a classic style that can accommodate both modern and traditional designs.



MAKING THE PERFECT BRITISH SHAKER

We've taken the classic, square-framed Shaker design and evolved it to become one of the most customisable kitchens around. Whether it's a traditional look or a more modern feel you are after, the Chippendale Shaker range caters for your tastes and, thanks to clever storage solutions, accommodates your every kitchen need.

The potential to adapt this range means it is suitable for all kinds of property. From the more definitive styling decisions like painted or timber, to the refining elements such as chamfered edging, veneers and accessories.

If choice over each finish and design detail is what you need, a flexible and affordable kitchen from the Chippendale Shaker range is for you.

THE RANGE – AT A GLANCE

Painted Wood Shaker Sage Grey & Oyster	16
Painted Wood Shaker (Colour Options)	18
Classic Painted Ivory & Taupe	20
Classic Painted (Colour Options)	22
Hilton Painted (Colour Options)	24
Verve Painted Light Blue	26
Verve Painted (Colour Options)	28
Shaker Gloss Stone	30
Shaker Gloss White	31
Verve Ivory	32
Verve Lissa Oak	34
Verve Natural Oak	35
Verve Walnut	36
Lissa Oak Wood Shaker	37
Natural Wood Shaker	38
Walnut Wood Shaker	39
Verve Buttermilk	40
Cosmopolitan	41



"Your kitchen says a lot about you - take the Shaker kitchen - this is your opportunity to express yourself creatively."





PAINTED WOOD SHAKER

SAGE GREY & OYSTER

A classic Shaker-style kitchen with beautiful attention to detail. Available in a range of natural colours.



For more options and accessories, see our **PERSONAL TOUCHES** section from page 114.





PAINTED WOOD SHAKER IVORY



PAINTED WOOD SHAKER GREEN



PAINTED WOOD SHAKER WHITE



PAINTED WOOD SHAKER LIGHT BLUE

 **PAINTED WOOD SHAKER**

A refined and striking kitchen in the classic Shaker style, available in 11 natural colours.

COLOURS WITH REAL CHARACTER

Choose from our palette of natural, elegant shades to add a splash of individuality and create the perfect look.





CLASSIC PAINTED

IVORY & TAUPE

A classic Shaker-style kitchen with smooth painted one-piece doors. Available in a range of natural colours and shown here in ivory and taupe.



For more options and accessories, see our **PERSONAL TOUCHES** section from page 114.





CLASSIC PAINTED TAUPE



CLASSIC PAINTED GREEN



CLASSIC PAINTED LIGHT BLUE



CLASSIC PAINTED WHITE



CLASSIC PAINTED

Incredibly versatile, this beautiful kitchen is equally adaptable to suit both the modern or more traditional home.

COLOURS WITH REAL CHARACTER

Choose from our palette of natural, elegant shades to add a splash of individuality and create the perfect look.





HILTON PAINTED IVORY



HILTON PAINTED OYSTER



HILTON PAINTED

A stylish painted timber kitchen with solid ash frames and soft chamfered edges.



HILTON PAINTED TAUPE

COLOURS WITH REAL CHARACTER

Choose from our palette of natural, elegant shades to add a splash of individuality and create the perfect look.





VERVE PAINTED

LIGHT BLUE

A classic Shaker kitchen available in a range of contemporary colours. Shown here in a light blue woodgrain-effect finish.



For more options and accessories, see our **PERSONAL TOUCHES** section from page 114.





VERVE PAINTED GREEN



VERVE PAINTED AUBERGINE



VERVE PAINTED IVORY



VERVE PAINTED WHITE



VERVE PAINTED

Influenced by tradition and beautifully finished, available with a fantastic range of features and accessories to complement your home.

COLOURS WITH REAL CHARACTER

Choose from our palette of natural, elegant shades to add a splash of individuality and create the perfect look.





SHAKER GLOSS STONE

A striking, one-piece Shaker kitchen with a contemporary high-gloss finish. Shown here in Gloss Stone.



SHAKER GLOSS WHITE

Featuring modern lines and a high-gloss finish, this kitchen sits perfectly at the heart of any contemporary-styled home. Shown here in Gloss White.





VERVE IVORY

An attractive, versatile Shaker kitchen featuring a striking five-piece door design in a stylish ivory woodgrain-effect finish.



For more options and accessories, see our **PERSONAL TOUCHES** section from page 114.





VERVE LISSA OAK

This warm, medium oak kitchen sits perfectly at the centre of any home. Shown here in a Lissa Oak woodgrain-effect finish.



VERVE NATURAL OAK

This light and naturally beautiful Shaker kitchen features the classic five-piece door in a Natural Oak woodgrain-effect finish.



SHAKER





VERVE WALNUT

A glamorous woodgrain-effect Shaker kitchen in a rich and distinctive walnut finish.



LISSA OAK WOOD SHAKER

Striking solid oak frames and naturally warm woodgrain makes a big statement in this Shaker-style kitchen's design.






**NATURAL
 WOOD SHAKER**

Solid oak frames and a natural light oak woodgrain creates this stunning Shaker-style kitchen.



**WALNUT
 WOOD SHAKER**

This Shaker-style kitchen features attractive solid oak frames, veneered in rich and exotic walnut.



SHAKER






**VERVE
 BUTTERMILK**

Designed in the classic Shaker style, this refined and easily-adaptable kitchen is finished in a soft and subtle buttermilk.



COSMOPOLITAN

A warm and welcoming kitchen with a classic country feel, stunning Shaker-style doors and a beautiful buttermilk finish.



SHAKER





MODERN



MODERN

SIMPLE HAS NEVER LOOKED SO STYLISH

The Modern range takes the distinctly British design of the Chippendale name and adds great contemporary function and styling.



CREATED FOR THE MODERN BRITISH HOME

Clean, modern lines, handle-less options, stunning internal lighting and smart, clutter-free storage, all combined with the craftsmanship, quality and affordability of the Chippendale range. This is a kitchen range created with the very best modern living in mind.

Concept-driven design features like LED lighting, fashionable worktops and undermount sinks sit effortlessly alongside streamlined storage solutions that make Chippendale Modern kitchens perfect for practical open-plan living.

With the extensive range of accessories and fittings available, you'll have total control over the look, finish and specification of your kitchen; ensuring it suits your individual style, needs and home.

THE RANGE – AT A GLANCE

Solo Gloss Anthracite & White	46
Solo Gloss White	48
Solo Gloss Grey	50
Solo Gloss Ivory	52
Solo Painted White & Green	54
Solo Painted (Colour Options)	56
Technica Gloss Grey & White	58
Technica Gloss Stone	60
Technica Gloss White	62
Technica Gloss Ivory	63
Technica Gloss Black	64
Gloss Walnut	65
Pure White	66
Lastra Painted Ivory & Light Blue	68
Lastra Painted (Colour Options)	70
Vogue Pacific Walnut	72
Vogue Arlington Oak	74
Vogue Driftwood	76
Vogue Brown Grey Avola & Lastra Painted Ivory	78
Vogue Champagne Avola	80
Vogue White Avola & Amazonas	81
Vogue Natural Oak	82
Vogue Lissa Oak	83



“An open-plan kitchen, more than any other needs to be tidy, so if you can't keep your shelves and open cupboards neat, hide it away. By that, I mean appliances should be integrated and work surfaces as clear as can be. Indulge in large pull-out larders to store everything you need and free up worktops.”





SOLO GLOSS

ANTHRACITE & WHITE

Uniquely styled, this handle-less kitchen creates an impressive centrepiece to the contemporary home. Shown here in lacquered Gloss Anthracite and White.



For more options and accessories, see our **PERSONAL TOUCHES** section from page 114.





SOLO GLOSS

WHITE

A fashionable and stylish lacquered high-gloss kitchen with clean lines and a modern handle-less design. Shown here in Gloss White.



For more options and accessories, see our **PERSONAL TOUCHES** section from page 114.





SOLO GLOSS

GREY

Adding real impact to any modern home, this kitchen's sleek high-gloss style and on-trend features create a striking ambience. Shown here in lacquered Gloss Grey.



For more options and accessories, see our **PERSONAL TOUCHES** section from page 114.





SOLO GLOSS

IVORY

This stunning statement kitchen features a lacquered high-gloss look coupled with clean lines and a contemporary handle-less design. Shown here in Gloss Ivory.



For more options and accessories, see our **PERSONAL TOUCHES** section from page 114.





SOLO PAINTED

WHITE & GREEN

This kitchen combines smooth painted matt colours and striking modern styling with elegant and useful features in its handle-less design.



For more options and accessories, see our **PERSONAL TOUCHES** section from page 114.





SOLO PAINTED TAUPE



SOLO PAINTED OYSTER



SOLO PAINTED SAGE GREY

COLOURS WITH REAL CHARACTER

Choose from our palette of natural, elegant shades to add a splash of individuality and create the perfect look.




SOLO PAINTED

This stylish handle-less door is available in 11 natural matt finishes.



SOLO PAINTED LIGHT GREY



TECHNICA GLOSS

GREY & WHITE

Fresh, fashionable and minimalist styling featuring clean, high-gloss slab doors, shown here in Gloss Grey and White.



For more options and accessories, see our **PERSONAL TOUCHES** section from page 114.





TECHNICA GLOSS

STONE

This chic and stylish kitchen features high-gloss slab doors for a sleek and sophisticated look. Shown here in Gloss Stone.



For more options and accessories, see our **PERSONAL TOUCHES** section from page 114.





TECHNICA GLOSS

WHITE

A bright and contemporary kitchen with clean lines and sharp design that makes a statement at the heart of any modern home. Shown here in Gloss White.



TECHNICA GLOSS

IVORY

High-gloss slab doors and smooth surfaces make this kitchen an ideal addition to contemporary-styled living. Shown here in Gloss Ivory.





TECHNICA GLOSS

BLACK

A bold and sophisticated statement kitchen designed with stunning high-gloss slab doors and striking lines. Shown here in Gloss Black.



MODERN



GLOSS WALNUT

A distinctly modern kitchen featuring glamorous high-gloss slab doors in a rich and exotic walnut finish.





PURE WHITE

A pure and understated contemporary kitchen with smooth, matt white doors for a clean, minimalist look.



For more options and accessories, see our **PERSONAL TOUCHES** section from page 114.





LASTRA PAINTED

IVORY & LIGHT BLUE

Available in an array of soft, elegant colours, the Lastra Painted kitchen combines stylishly smooth surfaces, gentle curves and an understated, contemporary style.



For more options and accessories, see our **PERSONAL TOUCHES** section from page 114.





LA STRA PAINTED GREEN



LA STRA PAINTED OYSTER



LA STRA PAINTED TAUPE



LA STRA PAINTED LIGHT GREY



LA STRA PAINTED

An unmistakably modern kitchen with smooth matt painted doors and cutting-edge design, available in 11 contemporary colours.

COLOURS WITH REAL CHARACTER

Choose from our palette of natural, elegant shades to add a splash of individuality and create the perfect look.





VOGUE PACIFIC WALNUT

Simple and modern kitchen with a beautifully textured woodgrain finish in Pacific Walnut.



For more options and accessories, see our **PERSONAL TOUCHES** section from page 114.





VOGUE ARLINGTON OAK

A modern and beautifully simple kitchen with a textured woodgrain finish in Arlington Oak.



For more options and accessories, see our **PERSONAL TOUCHES** section from page 114.





VOGUE DRIFTWOOD

This stylish kitchen combines a smart Driftwood woodgrain finish with simple, contemporary lines.



For more options and accessories, see our **PERSONAL TOUCHES** section from page 114.





VOGUE BROWN GREY AVOLA & LASTRA PAINTED

IVORY

An eye-catching textured Brown Grey Avola woodgrain finish coupled with an understated, modern design that makes a bold statement at the heart of a contemporary home.



For more options and accessories, see our **PERSONAL TOUCHES** section from page 114.






**VOGUE
 CHAMPAGNE AVOLA**

A kitchen with all the class its name suggests. A stunning textured finish and clean modern lines in Champagne Avola.



**VOGUE WHITE AVOLA
 & AMAZONAS**

An exceptionally on-trend kitchen, combining contemporary design with exotic Amazonas and textured White Avola.





VOGUE NATURAL OAK

Featuring a stylish Natural Oak woodgrain-effect finish, this fresh and contemporary slab-style kitchen suits a wide range of spaces.



VOGUE LISSA OAK

A clean and modern slab-style kitchen with a Lissa Oak woodgrain-effect finish.





TRADITIONAL



TRADITIONAL

KITCHENS WITH TRUE CHARACTER

With a huge range of period features to choose from, and a heritage of great design, a Chippendale Traditional kitchen will add warmth and class to the heart of your home.



A NEW TAKE ON A BRITISH TRADITION

Inspired by a long and illustrious heritage of exceptional furniture design and great British craftsmanship, the Chippendale Traditional range represents the perfect mix of classic style and modern functionality.

With an extensive range of traditional features, finishes and fittings to choose from, we've made it easy to create a kitchen that has a charm and character all of its own.

This quintessentially British range offers great quality, value and the opportunity to customise your kitchen down to the finest details with a selection of traditional handles, ornate taps and other beautifully designed fittings.

THE RANGE – AT A GLANCE

Georgian Painted Ivory & Hickory	88
Georgian Painted (Colour Options)	90
Georgian Platinum White	92
Georgian Buttermilk	93
Heritage Painted Taupe	94
Heritage Painted (Colour Options)	96
Country Lissa Oak & Painted Hickory	98
Country Painted (Colour Options)	100
Country Walnut	102
Farmhouse Buttermilk	103
Shires Oak	104
In-Frame Painted Green	106
In-Frame Painted (Colour Options)	108
In-Frame Ivory	110
Regent Buttermilk	112
Planked Buttermilk	113



"Years ago, kitchens were only used for one thing – cooking. But these days, the kitchen is very much the heart and hub of the family home. As an architect, I've learned lots of ways to not only utilise space but create the perfect kitchen through clever design."





GEORGIAN PAINTED

IVORY & HICKORY

An elegant, smooth painted kitchen with traditional in-frame style doors, available in 11 naturally elegant colours. Shown here in ivory and hickory.



For more options and accessories, see our **PERSONAL TOUCHES** section from page 114.





GEORGIAN PAINTED LIGHT BLUE



GEORGIAN PAINTED OYSTER



GEORGIAN PAINTED STEEL BLUE



GEORGIAN PAINTED GREEN

COLOURS WITH REAL CHARACTER

Choose from our palette of natural, elegant shades to add a splash of individuality and create the perfect look.



GEORGIAN PAINTED

An elegant smooth painted kitchen with traditional in-frame style doors available in 11 natural colours.



GEORGIAN PLATINUM WHITE

A tastefully designed traditional kitchen in a natural, platinum white finish with classic in-frame style doors.



GEORGIAN BUTTERMILK

This country-styled kitchen features striking in-frame style doors in a natural buttermilk finish, complementing the traditional home perfectly.





HERITAGE PAINTED

TAUPE

A refined and beautifully crafted kitchen with raised panels and solid painted timber doors. Shown here in taupe.



For more options and accessories, see our **PERSONAL TOUCHES** section from page 114.





HERITAGE PAINTED HICKORY



HERITAGE PAINTED GREEN



HERITAGE PAINTED OYSTER



HERITAGE PAINTED SAGE GREY

 **HERITAGE PAINTED**

Influenced by tradition, beautifully finished and available with a fantastic range of features and accessories to complement your home.

COLOURS WITH REAL CHARACTER

Choose from our palette of natural, elegant shades to add a splash of individuality and create the perfect look.





COUNTRY LISSA OAK & PAINTED

HICKORY

This eye-catching framed timber kitchen is available either painted or in a warm Lissa Oak. Shown here in a combination of Lissa Oak and Painted Hickory.



For more options and accessories, see our **PERSONAL TOUCHES** section from page 114.






COUNTRY PAINTED IVORY



COUNTRY PAINTED STEEL BLUE & WHITE


COUNTRY PAINTED

A true in-frame timber door available in a choice of 11 natural colours.



COUNTRY PAINTED SAGE GREY



COUNTRY PAINTED AUBERGINE

COLOURS WITH REAL CHARACTER

Choose from our palette of natural, elegant shades to add a splash of individuality and create the perfect look.






**COUNTRY
 WALNUT**

With traditional values at heart, this dramatic and luxurious timber in-frame walnut kitchen makes a statement in any home.



**FARMHOUSE
 BUTTERMILK**

A striking, hand-finished farmhouse kitchen with traditional square-framed doors. Shown here in a soft distressed buttermilk finish.





SHIRES OAK

A timeless, rustic-style kitchen with beautiful solid knotty oak frames and traditional square-framed doors.



For more options and accessories, see our **PERSONAL TOUCHES** section from page 114.





IN-FRAME PAINTED

GREEN

An elegant painted woodgrain-effect kitchen with traditional in-frame doors available in 11 natural colours. Shown here in green.



For more options and accessories, see our **PERSONAL TOUCHES** section from page 114.





IN-FRAME PAINTED IVORY



IN-FRAME PAINTED SAGE GREY



IN-FRAME PAINTED LIGHT BLUE

 **IN-FRAME PAINTED**

A beautifully designed, painted woodgrain-effect kitchen with traditional in-frame doors and a choice of 11 natural shades.



IN-FRAME PAINTED WHITE

COLOURS WITH REAL CHARACTER

Choose from our palette of natural, elegant shades to add a splash of individuality and create the perfect look.





IN-FRAME IVORY

An elegant, ivory woodgrain-effect kitchen with beautiful in-frame doors.



For more options and accessories, see our **PERSONAL TOUCHES** section from page 114.





REGENT BUTTERMILK

A timeless kitchen in a warm and natural buttermilk finish. Featuring classic square-framed doors with beautiful raised centre panels.



PLANKED BUTTERMILK

Traditional square-framed doors and a grooved centre panel adds to the character of this naturally beautiful kitchen. Shown here in a buttermilk finish.





PERSONAL TOUCHES

PERSONAL TOUCHES

We believe that the only way to get a kitchen that's perfect for you, is to choose one that can be crafted to your own unique tastes and requirements.

So as well as a long tradition of great British design, every Chippendale Kitchen comes with a vast choice of design options and accessories.

Each design feature has been carefully chosen to complement and enhance your chosen Chippendale Kitchen, whether the style is modern or traditional.

We offer an extensive range of doors, worktops, storage solutions, handles, lighting, sinks and taps. Everything you need to create your dream kitchen.



PERSONAL TOUCHES

 DESIGN EXPERTISE

 OPEN THE DOOR TO GREAT DESIGN

Your choice of door can dictate a lot about the character of your kitchen. From elegant and traditional styles to slick, contemporary options, there's a door to suit every taste and every home.

TRADITIONAL DOORS



George Clarke is an accomplished and passionate architect as well as Creative Director of the architectural practice, George Clarke + Partners. In addition, he's a writer, lecturer and TV presenter.

As the presenter of several very successful TV series, including Channel 4's **Restoration Man** and **George Clarke's Amazing Spaces**, his expert opinion has made him the voice of reason on all things property related. He is also the best selling author of *The Home Bible*.

George was born and raised in Sunderland and from the age of 12 instinctively knew he wanted to be an architect. After studying architecture at Newcastle University and University College London, it was inevitable he'd start his own practice.

George's design talent and fanaticism for beautiful buildings has transformed the homes and everyday lives of so many people across Britain. His aim is to make architecture popular and accessible to everyone, while at the same time creating award-winning spaces for his clients.

SHAKER DOORS



Verve Ivory
(Find on page 32)



Verve Walnut
(Find on page 36)



Verve Lissa Oak
(Find on page 34)



Verve Natural Oak
(Find on page 35)



Verve Buttermilk
(Find on page 40)



Cosmopolitan
(Find on page 41)




Verve Painted
(Find on page 28)



Shaker Gloss Stone
(Find on page 30)



Shaker Gloss White
(Find on page 31)



Classic Painted
(Find on page 22)



Lissa Oak Wood Shaker
(Find on page 37)



Natural Wood Shaker
(Find on page 38)



Hilton Ivory
(Find on page 24)



Hilton Painted
(Find on page 25)



Walnut Wood Shaker
(Find on page 39)



Painted Wood Shaker
(Find on page 18)

MODERN DOORS



Vogue Natural Oak
(Find on page 82)



Vogue Lissa Oak
(Find on page 83)



Vogue Driftwood
(Find on page 76)



Vogue White Avola
(Find on page 81)



Vogue Champagne Avola
(Find on page 80)



Vogue Brown Grey Avola
(Find on page 78)




Vogue Amazonas
(Find on page 81)




Vogue Arlington Oak
(Find on page 74)




Vogue Pacific Walnut
(Find on page 72)




Pure White
(Find on page 66)




Technica Gloss Stone
(Find on page 60)




Technica Gloss Ivory
(Find on page 63)



Technica Gloss White
(Find on page 62)




Technica Gloss Grey
(Find on page 58)




Technica Gloss Black
(Find on page 64)




Gloss Walnut
(Find on page 65)



Lastra Painted
(Find on page 70)



Solo Gloss White
(Find on page 48)




Solo Gloss Ivory
(Find on page 52)



Solo Gloss Anthracite
(Find on page 46)



Solo Gloss Grey
(Find on page 50)



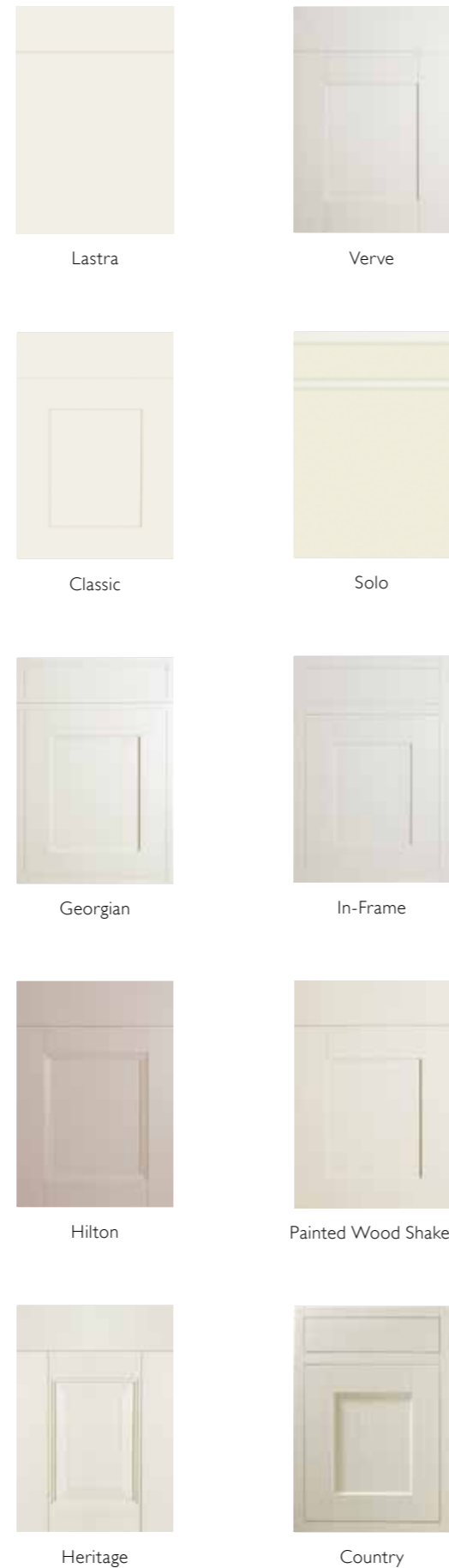
Solo Painted
(Find on page 56)

COLOURS WITH CHARACTER

AN OPEN INVITATION TO EXPRESS YOUR PERSONAL STYLE

A selection of Chippendale Kitchens are available in a range of 11 fashionable and contemporary colours.

Lastra, Verve, Classic, Solo, Georgian, In-Frame, Hilton, Painted Wood Shaker, Heritage and Country kitchens can all be supplied in these elegant shades, designed to work well on their own or combined with other colours and textures.



The colours shown in this brochure are as accurate as the printing process allows and therefore we strongly recommend that you contact your Chippendale retailer to view a display or door sample before placing your order.



Green



Sage Grey



Taupe



Oyster

RECOMMENDED CABINET COLOURS

Chippendale painted kitchens can be supplied on all 10 cabinet colours, however, please note that Knotty Oak or Walnut are not available for curved units.

If your design includes curved corner base and wall units please ensure you only specify Lissa Oak, Platinum White or Matt Ivory.

Open units are also available in a choice of 11 painted colours.

DEFINE YOUR STYLE

CHOOSE FROM OUR DISTINCTIVE HANDLE OPTIONS

We have a wide range of handle suites available to help personalise your Chippendale Kitchen. Not all handle suites are suitable for each kitchen. Most handle suites are supplied at no extra charge, however, a small number do carry a surcharge and your Chippendale retailer will be happy to advise you on suitability and costs.

Please note that a handle suite may comprise up to three handles which are fitted to drawers, doors and spice boxes where applicable.



PERSONAL TOUCHES

MODERN HANDLES



TRADITIONAL HANDLES



* Handle suite carries a surcharge. † Handles can be fitted either vertical or horizontal.



☞ HANDLE-LESS KITCHENS

If you're looking for a minimalist kitchen, perhaps a kitchen that doesn't feature handles that can detract from clean lines and a sleek design, then Chippendale has two ways to achieve this – Contact and Solo.

CHIPPENDALE CONTACT KITCHENS

The principle of Contact is that wherever possible, doors and flaps are opened simply by touch which will activate the opening mechanism. (Please note that certain appliance doors, pull-out units, magic corner units, etc are not available with this touch open system.)

In the same way, Contact drawers and pan drawers are opened by simply pressing on the drawer to activate the spring-open runners. (Please note that certain drawers used on pull-out units are not available with spring-open drawer runners. Internal drawers are not available with spring-open runners.)

Chippendale Contact is available on all Vogue, Lastra and Technica doors and is also available in Gloss Walnut and Pure White.



CHIPPENDALE SOLO KITCHENS

Solo kitchens are the alternative way to design a Chippendale Kitchen without a handle. This style features an integrated J-Pull style handle grip (called J-Pull due to its shape).

The integrated grip of Solo has been specifically developed to be deeper than other versions, providing more grip and ensuring that opening dishwasher and larder doors is easier.

Solo kitchens are available in four gloss finishes (White, Ivory, Grey & Anthracite) as well as 11 matt painted colours.





ISLAND UNIT

An island unit adds extra surface space and character to your kitchen. There's a wide range of units available in the Chippendale collection, some incorporating traditional features such as decorative pilasters and other more modern designs utilising different heights.

CREATIVE SPACE

Add innovative design features to your kitchen and increase space and function.



CHUNKY PILASTER

Adding decorative features like pilasters works beautifully with the traditional aspects of a Chippendale Kitchen. A variety of designs are available to allow you total control over the look, feel and personality of your kitchen.



TRAY UNIT

A functional and attractive accessory available for Country framed kitchens, the unit houses two removable oak trays.



GLAZED UNIT

Make a feature of your wall units with a glazed front. Choose from a range of aluminium frames and glazing designs, with options to complement both traditional and more contemporary kitchens.



SEATING AREA

Add versatility to your kitchen with a casual seating area providing useful additional storage space.



WORKING MANTEL

Usually a feature of traditional kitchen designs, mantels make practical and attractive additions to your space and are available in a variety of veneered and painted finishes.



LARDER UNITS WITH OAK DRAWERS

There's a great range of larder and pantry unit options to complement your kitchen, available in varying heights and styles.



CURVED CORNER UNIT

The alternative to the more standard L shape corner base unit, the curved version, with its sweeping lines, can suit both modern or traditionally-themed kitchens. They partner perfectly with our range of curved laminate worktops and are available in a selection of kitchens.

Lastra, Hilton, Solo, Classic, Heritage, Painted Wood Shaker, Lissa Oak Wood Shaker, Technica and Pure White.

**please note that the curved unit used for Solo ranges is supplied with two doors.*



WICKER BASKETS

More suited to traditional kitchen designs, these wicker basket base units are ideal for larder-style storage.



EVERYTHING IN ITS PERFECT PLACE.
EVERYTHING WITHIN REACH.
EASY TO USE AND ENJOY.

The fittings inside the kitchen units have a lot to say about whether you're going to enjoy cooking or not. If you have fast, direct and easy access to all the contents of all the kitchen units, then kitchen work becomes smooth, efficient and far more enjoyable.

This is ultra-important for corner units, which offer a lot of space but are often very difficult to access. One brilliant solution to this problem is the LeMans swing-out corner unit fitting from Kesseböhmer. A light touch swings the LeMans trays out of the corner individually, until they come to a stop with the contents right out in front of the unit. You can check the whole contents at a glance and easily reach any item you want.



LE MANS PULL-OUT CORNER STORAGE

You'll certainly enjoy the aesthetic qualities of the LeMans fitting and the elegant movement sequence. The fluid sequence of movements is precisely defined and controlled by the fitting technology. It combines two types of movement – turning and swinging. The trays glide right out of the unit and back again in a series of supremely light and easy movements. The shape of the trays have been optimised to blend light and easy movements with a maximum amount of storage area. The flowing, asymmetrical curves make people think of the well-known race track in France – hence the name.

Easily loaded from the top, LeMans is the only corner cabinet solution to combine an extremely high degree of space utilisation with perfect overview, with the shelves swinging completely out of the cabinet. Not only will all pots and pans find their place – but every one of them can be reached easily.

Each LeMans shelf can be moved independently from each other enabling easy access, and can take a load bearing of up to 20kg.

Experience the design every time you reach for a pot or pan. The LeMans design was awarded the Red Dot Design Award for outstanding design achievements.



reddot design award

CHIPPENDALE KITCHENS INCLUDE GREAT DESIGN IDEAS, NOT JUST ON THE OUTSIDE BUT ON THE INSIDE TOO.

Kesseböhmer storage solutions provide stylish, practical and functional solutions meaning better organised and easier to access storage space.

In addition to brilliant functionality, Kesseböhmer storage solutions stand for exclusive design and a high quality finish. Internal cabinet space is used more efficiently than conventional systems, helping you get the most out of your Chippendale Kitchen. Kesseböhmer stands for unparalleled user comfort and for a level of quality that sets standards worldwide.

- 'Softstop' soft close action is available on pull-out base units and larder units, incorporating Kesseböhmer storage solutions.
- Solid bottom shelves available.
- Greater load bearing capacity than conventional systems.
- Greater level of usable space due to square edges on baskets.
- Unique 'LeMans' corner storage solution – Red Dot Design Winner – providing full access to corner unit storage.



1. Pull-out larder storage
2. Tandem larder storage
3. Carousel unit
4. Breakfront pull-out storage




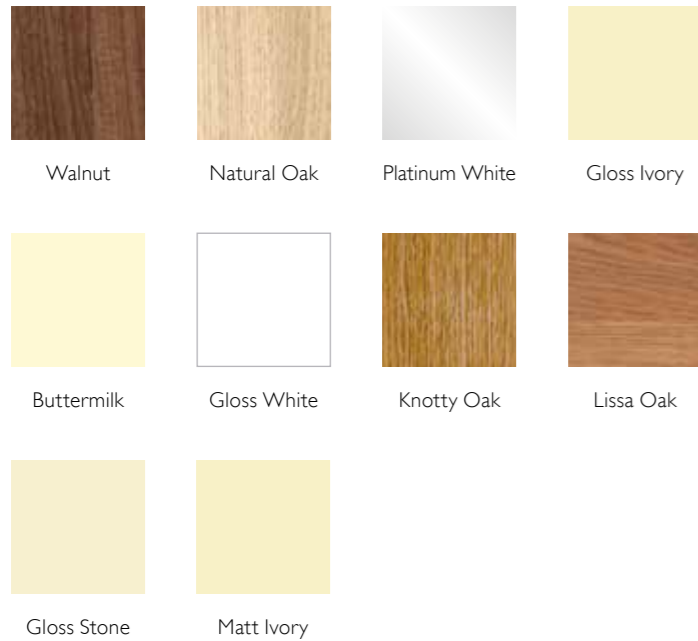


THE INSIDE STORY

Our cabinets are made from 18mm thick chipboard panels incorporating solid backs. You can choose from 10 colour co-ordinating finishes which feature on both interior and exterior surfaces. A full range of matching plinths, panels and pilasters are also available which will add to the overall co-ordinated look.

CABINET FEATURES & OPTIONS

- A. Base and wall unit fixing brackets are concealed with nickel cover caps
- B. Drawer dampers cushion the closing action providing a softer, quieter operation
- C. 150mm adjustable legs (height 140-180)
- D. All metal adjustable hinges with simple clip-off system
- E. Solid backs in base units are 15mm and 8mm in wall/tall units
- F. Metal shelf supports












GRASS® NOVA PRO THE COMPLETE DRAWER SYSTEM WITH PRECISION AND INDIVIDUALITY

A quality kitchen needs to have quality built-in. Chippendale Kitchens feature the Nova Pro drawer system from Grass®, one of the world's leading suppliers of quality drawer systems. A complete range of drawer systems are available - designed to provide functional storage solutions, combined with the Airmatic® soft-closing action and other practical benefits.

FEATURES & BENEFITS

-  Airmatic® soft closing system - using air as the operating medium to provide reliable cushioning and ensuring hygiene in the kitchen with no fear of fluid leakage (e.g. such as oil used in other systems).
-  Full extension drawer runners allowing full access.
-  40kg load-bearing capacity as standard (more than conventional systems).
-  Twin-walled, metal-sided drawerbox with straight internal sides to provide more storage space and better compatibility with accessories such as cutlery trays.
-  Easy cleaning! The flat internal sides and tool-free removable drawer front assists with cleaning and hygiene.
-  Nova Pro drawerboxes can be removed and replaced in one easy movement – no tools, no hassle.
-  Solid 16mm bottom and back panels to provide rigidity, stability and reliability.




Easy to clean



Easy to remove



-  A range of solid oak dovetailed drawer boxes are also available as an upgrade. A range of functional accessories to suit both metal and oak drawers are available. Please see page 134 for details.



A PLACE FOR EVERYTHING

Chippendale Kitchens are as practical as they are beautiful and a range of functional accessories are available, especially designed to allow you to customise your kitchen to your exact needs.



CUTLERY TRAYS

A wide range of cutlery trays and utensil dividers are available in either a silver effect or luxurious solid oak. Combinations of trays and dividers are used depending on the width of the drawer and your Chippendale retailer will be able to advise you on the possible combinations.




PAN DRAWER ACCESSORIES

Plates and crockery can be held securely in place with either oak or beech inserts. Removable storage boxes in oak or beech can also be an effective way of storing kitchen sundries.

LINERO MOSAIQ MIDWAY SYSTEM

This stylish and functional midway rail system is supplied in one handy pack and features two 600mm rails, shelf, pot (with quiver), two utensil hooks and kitchen roll holder ensuring useful items are always to hand.



RECYCLING WASTE BINS

To assist you with being environmentally friendly, we have a selection of recycling bins available, allowing you to easily and safely separate and dispose of unwanted kitchen waste.



Swing-out combi waste bin



Swing-out rectangular waste bin



Pull-out combi waste bin



Swing-out cylinder waste bin



Pull-out removable bins waste bin

PRACTICAL SOLUTIONS

Storage should be both stylish and practical. Traditional wicker baskets not only look good, they are a great place to keep fruit and vegetables. Look inside our units and you'll find we really have thought of everything.

Here are a few hidden secrets, but visit your Chippendale retailer to see more clever ideas that will make your kitchen function beautifully.



Wicker storage baskets



Base unit with drip tray protector



Pop-up socket with 2 USB charge points

LIGHTING & SHELVING

OUR CHOICE OF THE LATEST BRIGHT LIGHTS FOR YOUR KITCHEN

Modern lighting is an important feature within the design of your kitchen. Our extensive range offers a wide variety including the very latest styles and lighting options.



Glass shelf and bracket
Code: SHELFBR



Square shelf bracket
Code: SHELFBRSQ



Edge lit shelves
Code: LTEDGE60/90



2 LED strip lights for edge lit shelves
Code: LESHLED2



Flexible LED strip lighting
Code: LTFLEXLED



Reflective glazed unit (day)



Reflective glazed unit (night)



Box lit shelves




LED Tri-lite
Code: LTTRI60



Diffused 60 point LED light
Code: LTRND60



L Shaped LED under unit light
Code: LTSIRL2



Sirius diffused LED tri-light
Code: LTSIRTRI 2 & 3



Halo triangular light
Code: LTHALTRI 2 & 3



Plinth light
Code: LTPLED3



Plinth light
Code: LTPLEDM



Over cabinet light
Code: LTVERONA



Light halo
Code: LTHAL2 & 3



Grace lighting
Code: LTGRACE2



Fluorescent surface downlight
Code: LTDOWNMSS



Arrezzo lighting
Code: LTAREZ2



Touch sensor switch
Code: LTSENSE



Door sensor switch
Code: LTCABSW



Over cabinet light
Code: LTASTI



Plinth light - 4 lights
Code: LTMONZA4



Flexible LED strip light
Code: LTFLEXLED/1



Low voltage triangular under light
Code: LTTRILFL



2 Low voltage downlights and transformer
Code: LTDOWN 2 CH



LED diffused strip light
Code: LTSTRIPLED222



Sirius circle LED under unit light
Code: LTSIRCIR2



Sirius 2 light LED under unit light
Code: LTSIRIUS2

Inside wall units or flap units with no ventilation under cupboard lights should be used instead of low voltage downlights.

CHIPPENDALE SINKS & TAPS BY **SCHOCK**

This range of sinks and taps have been specifically developed with Schock, providing a comprehensive and stylish offer.

Schock is the world's leading supplier of granite sinks and the Neptune range is made from their outstanding material, CRISTALITE®.

Schock sinks are easy to clean, safe for use with food and are finished with Schock Antibac. The special hygiene protection uses natural silver ions to reduce bacterial growth by up to 95% and make working in the kitchen cleaner and safer.

The range of stainless steel sinks from Schock are made from 18/10 grade stainless steel – the highest grade available – ensuring your sink is highly resistant to staining, rusting and corrosion.



TRITON Cream (1.0 bar pressure) TRITON Black (1.0 bar pressure) TRITON White (1.0 bar pressure)
TRITON Matt Black (1.0 bar pressure) CHARON Chrome LEDA Chrome
ELARA Chrome OBERON Chrome VESTA Chrome


CHIPPENDALE SINKS & TAPS



BELFAST 1.0 Bowl Sink (White) SUDBURY 2.0 Bowl Sink (White) RUSTIQUE 1.5 Bowl RUSTIQUE 1.0 Bowl
COX (0.5 Bar Pressure) Chrome DAX FLAT (0.5 Bar Pressure) Chrome DAX SQUARE (0.5 Bar Pressure) Chrome AUKLAND (0.3 Bar Pressure) Chrome



NEPTUNE 1.0 Bowl (Black reversible) NEPTUNE 1.5 Bowl (Black reversible) NEPTUNE 1.0 Bowl (Cream reversible) NEPTUNE 1.5 Bowl (Cream reversible) NEPTUNE 1.0 Bowl (White reversible)
NEPTUNE 1.5 Bowl (White reversible) NEPTUNE 1.0 Bowl (Matt Black reversible) NEPTUNE 1.5 Bowl (Matt Black reversible) VENUS 1.0 Bowl (reversible) VENUS 1.0 Deep Bowl (reversible)
VENUS 1.5 Bowl MERCURY 1.0 Bowl MERCURY Drainer SATURN 1.0 Bowl Undermount SATURN 1.5 Bowl Undermount
JUPITER 1.0 Bowl JUPITER 1.5 Bowl PLUTO 1.0 Bowl (reversible) PLUTO 1.5 Bowl (reversible) Europa 1.0 Bowl Compact
Europa 1.0 Inset Bowl Europa 1.5 Inset Bowl Titan 1.0 Inset Bowl Titan 1.0 Inset Bowl Compact Titan 1.5 Inset Bowl




LIBERTY (0.1 Bar Pressure) Chrome SWAN* (0.3 Bar Pressure) Chrome COX CRUCIFORM** (0.3 Bar Pressure) Chrome VERONA* (0.3 Bar Pressure) Chrome & Brushed Steel
COX SIDE LEVER** (0.5 Bar Pressure) Chrome SWAN BRIDGE † (0.3 Bar Pressure, to fit worktop must be recessed on underside) Chrome FLEXIO † (0.5 Bar Pressure) Chrome FLEXI SEMI-PROFESSIONAL † (0.8 Bar Pressure) Chrome
CRETA PULL-OUT (0.8 Bar Pressure) Chrome CRETA (0.5 Bar Pressure) Chrome CRETA LONG (0.5 Bar Pressure) Chrome COX FOUNTAIN TOWER † (0.5 Bar Pressure) Chrome
OVO (0.5 Bar Pressure) Chrome STERLING (0.3 Bar Pressure) Chrome

† Ideal for mounting on a solid surface such as top, wood or granite.
* No diffuser supplied.
** Requires a minimum 5 metre head or pressured system.


DUROPAL QUADRA WORKTOPS

So, you have chosen your Chippendale Kitchen, now you need to select the right worktop to finish your design. To help you, we have chosen a comprehensive range of colours to complement the Chippendale range from the Duropal Quadra Worktop collection.

Duropal are a leading supplier of quality laminate worktops throughout Europe, and the Quadra range of worktops are an ideal alternative to solid surface, granite or timber worktops. The Quadra profile is designed to provide the appearance of solid surface worktops and the unique 'seal groove' ensures a lifetime of protection against moisture and steam.

 These high quality, fashionable and durable worktops are resistant to: sunlight, scratching, abrasion, stains (such as coffee, tea, red wine, ink), fruit juice spills, steam and cigarette burns, and have achieved the FIRA Gold Award for product excellence.

To view displays of Duropal worktops, please visit your local Chippendale retailer.



Unique 'seal groove'




GABLE ENDS

Available in all colours, in 40mm and 60mm thicknesses (where available), gable ends are an ideal way to create a peninsular island unit effect, or can be used as a stylish way to end a run of base units.

LAMINATED BACKBOARDS & UPSTANDS

Available in all colours, splashbacks and upstands are an ideal alternative to tiling, protecting walls from splashes behind hobs and sinks.

WORKTOP COLOURS



Black Brazil Black Brazil Gloss Cosmic Granite Woodmix Block Black Myriade Slate



White Beech Parquet Glacial Storm Taurus Stone Matt White Oak Block Harvard Oak



Astral Quartz Tuscan Granite Taurus Sand Block Walnut Antique Messina Natural Wenge



Dark Mountain Oak Clay Sangha Wenge Jura Marble Brown Sahara Chapel Oak Grey Ottawa



Natural Messina Ipanema White

All colours available in 40mm Quadra profile.
All colours available in 40 & 60mm Curved/Straight-edged profile.

Please note: High gloss laminates, whilst equally hardwearing may show scratches.

To order a FREE sample colour swatch, delivered direct to your home please call **01625 660411**.

CLASSIC	
Classic Painted (Colour Options)	22
Classic Painted Ivory & Taupe	20
Cosmopolitan	41
COUNTRY	
Country Lissa Oak & Painted Hickory	98
Country Painted (Colour Options)	100
Country Walnut	102
Farmhouse Buttermilk	103
GEORGIAN	
Georgian Buttermilk	93
Georgian Painted (Colour Options)	90
Georgian Painted Ivory & Hickory	88
Georgian Platinum White	92
GLOSS	
Gloss Walnut	65
Shaker Gloss Stone	30
Shaker Gloss White	31
HERITAGE	
Heritage Painted (Colour Options)	96
Heritage Painted Taupe	94
Hilton Painted (Colour Options)	24
IN-FRAME	
In-Frame Ivory	110
In-Frame Painted (Colour Options)	108
In-Frame Painted Green	106
LASTRA	
Lastra Painted (Colour Options)	70
Lastra Painted Ivory & Light Blue	68
Planked Buttermilk	113
Pure White	66
Regent Buttermilk	112
Shires Oak	104
SOLO	
Solo Gloss Anthracite	46
Solo Gloss Grey	50
Solo Gloss Ivory	52
Solo Gloss White	48
Solo Painted (Colour Options)	56
Solo Painted White & Green	54
TECHNICA	
Technica Gloss Black	64
Technica Gloss Grey & White	58
Technica Gloss Ivory	63
Technica Gloss Stone	60
Technica Gloss White	62
VERVE	
Verve Buttermilk	40
Verve Ivory	32
Verve Lissa Oak	34
Verve Natural Oak	35
Verve Painted (Colour Options)	28
Verve Painted Light Blue	26
Verve Walnut	36
VOGUE	
Vogue Arlington Oak	74
Vogue Brown Grey Avola & Lastra Painted Ivory	78
Vogue Champagne Avola	80
Vogue Driftwood	76
Vogue Lissa Oak	83
Vogue Natural Oak	82
Vogue Pacific Walnut	72
Vogue White Avola & Amazonas	81
WOOD SHAKER	
Lissa Oak Wood Shaker	37
Natural Wood Shaker	38
Painted Wood Shaker (Colour Options)	18
Painted Wood Shaker Sage Grey & Oyster	16
Walnut Wood Shaker	39
ACCESSORIES	
Cabinet Specification	130
Creative Space	126
Doors	117
Essential Accessories	134
FAQs	142
GRASS drawer system	132
Handle-less Kitchens	124
Handles	122
Kessebohmer Storage Solutions	128
Lighting and Shelving	136
Painted Collection	120
Proudly Made in Britain	143
Sinks & Taps	138
Worktops	140

FREQUENTLY ASKED QUESTIONS

We understand the questions that are often asked about Chippendale Kitchens. However, if you have a question that isn't covered here, please contact your approved Chippendale retailer who will be able to answer your queries.

Where can I see displays of Chippendale Kitchens?

Your local Chippendale retailer will have a selection of displays and a full set of sample doors available for you to view. We strongly recommend that you view a display or sample door prior to purchasing your Chippendale Kitchen.

Can I buy direct from Chippendale?

Omega PLC are the manufacturers of Chippendale Kitchens and only sell via specialist retailers who will use their extensive knowledge and expert design skills to produce the kitchen of your dreams.

What happens if I pay a deposit to a retailer for a Chippendale Kitchen who then ceases trading before my kitchen is delivered?

In the unlikely event of this happening we run a Deposit Guarantee Scheme. This ensures that we will still supply your Chippendale Kitchen furniture at the current manufacturers recommended retail price list, less the deposit paid on furniture, provided that the amount paid to the retailer does not exceed 50% of the manufacturers recommended retail price.

Do you charge for delivery?

No, we provide **FREE*** delivery, direct to your home and our two-man delivery teams will ensure your new kitchen is delivered with care and professionalism.

* minimum order value applies.

Can I buy direct from Chippendale?

Omega PLC are the manufacturers of Chippendale Kitchens and only sell via specialist retailers who will use their extensive knowledge and expert design skills to produce the kitchen of your dreams.

Do your kitchens carry a guarantee?

Yes, all Chippendale Kitchens are supplied with a 10 YEAR GUARANTEE, providing you with complete peace of mind when purchasing your kitchen. Chippendale Kitchens guarantees for a period of ten years from the date of purchase that the kitchen cabinets and fascias ("the products") manufactured by Omega PLC are free from defects in material and workmanship. Chippendale Kitchens will supply replacement products for products that do not comply with this guarantee free of charge or, at our discretion, repair such products free of charge subject to terms and conditions.

How long will it take for me to receive my Chippendale Kitchen?

Once the retailer has placed the order with us, your Chippendale Kitchen will be delivered within 6-11 days. However, In-Frame Ivory and Country (non-painted) are available within 2-3 weeks and all Painted kitchens are available within 3-4 weeks.



PROUDLY MADE IN BRITAIN

Omega PLC is proud to manufacture Chippendale Kitchens in Britain at our state-of-the-art factory facility. We source components from the UK and around the world, to ensure we only use the highest quality materials, which are then combined to produce outstanding kitchens, backed up by unrivalled customer service.

KITCHEN CHARACTERISTICS

Wood is a natural material with an endless variety of textures and grains. Variations evident on installation should diminish over a period of time to create a pleasant uniformity. As our policy is one of continuous improvement, we reserve the right to amend designs and specifications without prior notice. Where real wood veneers are used on external surfaces, we are unable to guarantee an exact match due to natural variations in colour and grain.

The colours in this brochure are as accurate as the printing process will allow, and we recommend that you view a display or sample door at one of our approved retailers prior to purchase. Errors and omissions excepted.

For more information and helpful advice on buying a kitchen, please visit:

chippendalekitchens.co.uk



CHIPPENDALE®

UNMISTAKABLY BRITISH



PART OF



OMEGA PLC

THE VERY BRITISH COLLECTION



For further information please contact:

The Customer Service Department, Chippendale Kitchens, Omega Boulevard, Capitol Park, Thorne, Doncaster DN8 5TX

Tel: 01405 743335 | Fax: 01405 743330 | chippendalekitchens.co.uk